



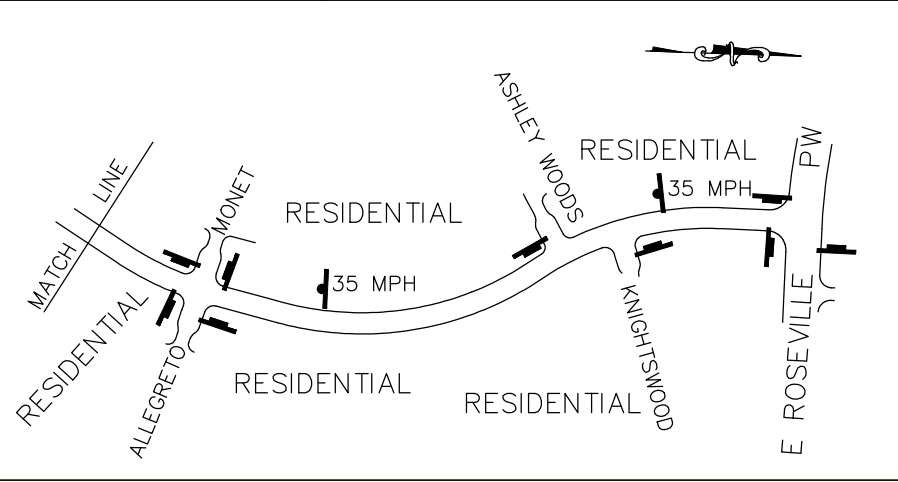
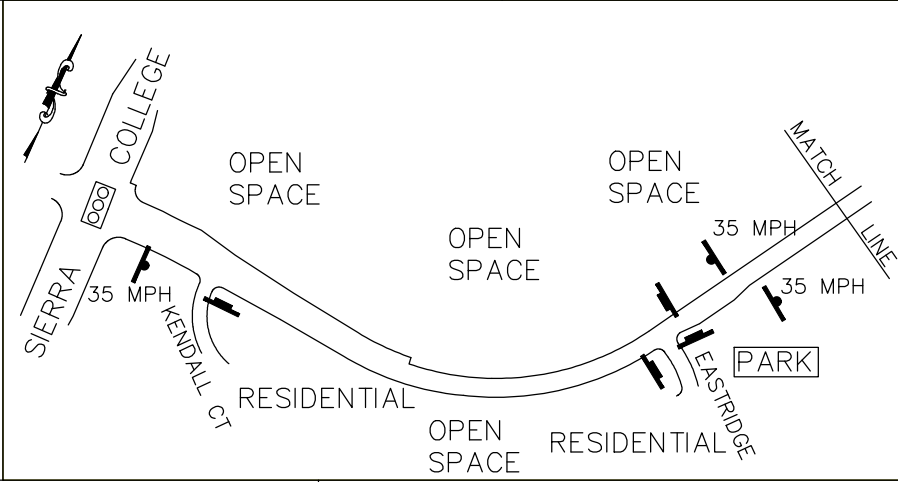
PUBLIC WORKS DEPT.

TRAFFIC ENGINEERING AND SPEED MAP
SPEED ZONE SURVEY

ROAD NAME:

OLD AUBURN RD
Sierra College to E Roseville

STRIP MAP



ROADWAY WIDTH	36'
NO. OF LANES	2
ADT	3921
DIVIDER TYPE	PAINTED
CRITICAL SPEED (85th %)	38
PACE SPEED	30-39 MPH
3-YEAR ACCIDENT HISTORY	0
EXISTING SPEED LIMIT	35 MPH
RECOM. SPEED LIMIT	35 MPH
SEGMENT LENGTH	.82 MI.

LEGEND	STOP SIGNS	SPEED LIMIT SIGN	TRAFFIC SIGNAL
--------	------------	------------------	----------------

MPH	61-75	1	ROADSIDE COND.	
	51-60	3		SCHOOL <input type="checkbox"/>
	41-50	240		RESIDENCE <input checked="" type="checkbox"/>
	31-40	3212		BUSINESS <input type="checkbox"/>
	1-30	465		PARKS <input checked="" type="checkbox"/>
			OPEN SPACE <input checked="" type="checkbox"/>	
			BIKEWAY <input checked="" type="checkbox"/>	


COMMENTS: NO PARKING ON BOTH SIDES OF STREET.
*HOSES USED FOR SPEED SURVEY.


SOME RECOVERY AREA NO RECOVERY AREA
SCHOOL ROUTE

City of Roseville Engineering and Traffic Survey Summary

Street: OLD AUBURN RD
Limits: SIERRA COLLEGE BLVD
E ROSEVILLE PKWY

Field Observer: AZ
Checked By: J CERVANTES
Date: 3/29/2023

Factors	Direction: North/South	
<u>A. Prevailing Speed Data</u>		
Location of Survey	Halfway between Ashley Woods and Monet	
85th Percentile	38	
10 mph Pace	30-39	
Percent in Pace	81.5%	
Posted Speed Limit	35 MPH	
<u>B. Collision History</u>		
Date Range Covered	12/3/2019 to 12/3/2022	(3 years)
Total Collisions	0	
Collision Rate (Acc/MVM)	0	
Expected Collision Rate	1.68	
<u>C. Traffic Factors</u>		
Average Daily Traffic	3921	
Length of Segment	4322	
Lane Configuration	Single Lane Each Direction	
Street Classification	Secondary Arterial	
<u>D. Conditions Not Readily Apparent</u>		
Conditions	See: Roadside Conditions on the Speed Zone Survey Map.	
Roadway Geometrics	Vertical and horizontal curves	
Comments	Residential side streets; Limited sight distance; Class II bike lanes	
<u>E. Adjacent Land Use</u>		
	Single family residential	
Posted Speed Limit	35	
Speed Limit Change?	No	
Revised Speed Limit	35	
Approved and Authorized for release by City of Roseville Traffic Engineering Department:		
 _____		<u>12-13-2023</u> Date
		Loc.#





Direction: A to B, EB

3/29/2023	> 15 - 20 MPH	> 20 - 25 MPH	> 25 - 30 MPH	> 30 - 35 MPH	> 35 - 40 MPH	> 40 - 45 MPH	> 45 - 50 MPH	> 50 - 55 MPH	> 55 - 60 MPH	> 60 - 65 MPH	> 65 - 70 MPH	> 70 MPH	Total
12:00 AM	0	0	0	0	1	0	0	0	0	0	0	0	1
1:00	0	0	0	0	0	0	0	0	0	0	0	0	0
2:00	0	0	0	0	0	0	0	0	0	0	0	0	0
3:00	0	0	0	1	3	1	0	1	0	0	0	0	6
4:00	0	0	0	1	7	6	0	0	0	0	0	0	14
5:00	0	0	0	3	13	7	1	0	0	0	0	0	24
6:00	0	0	1	13	68	56	7	0	0	0	0	0	145
7:00	0	0	0	32	102	72	5	0	0	0	0	0	211
8:00	0	0	1	28	90	60	6	0	0	0	0	0	185
9:00	0	0	5	21	62	34	4	1	0	0	0	0	127
10:00	0	1	0	14	61	30	3	0	0	0	0	0	109
11:00	0	0	1	17	64	33	3	1	0	0	0	0	119
12:00 PM	0	0	2	12	62	46	7	0	0	0	0	0	129
1:00	0	0	1	11	65	60	7	3	0	0	0	0	147
2:00	0	0	3	20	73	56	5	2	1	0	1	0	161
3:00	0	0	2	21	75	44	7	1	0	0	0	0	150
4:00	0	0	0	17	88	63	4	0	0	0	0	0	172
5:00	0	0	1	8	58	44	7	3	0	0	0	0	121
6:00	0	0	1	10	24	28	8	0	0	0	0	0	71
7:00	0	0	0	12	32	20	2	1	0	0	0	0	67
8:00	0	0	0	3	16	6	5	0	1	0	0	0	31
9:00	0	0	0	3	10	7	3	2	0	0	0	0	25
10:00	0	0	1	1	4	3	0	0	0	0	0	0	9
11:00	0	0	0	2	1	0	0	0	0	0	0	0	3
Total	0	1	19	250	979	676	84	15	2	0	1	0	2027

Percentile	15th	50th	85th	95th
Speed	30	34	38	40
Mean Speed (Average)	34.1			
10 MPH Pace Speed	30-39			
Number in Pace	1646			
Percent in Pace	81.2%			
Number > 45 MPH	18			
Percent > 45 MPH	0.9%			

Grand Total	0	1	19	250	979	676	84	15	2	0	1	0	0	2027
-------------	---	---	----	-----	-----	-----	----	----	---	---	---	---	---	------

Stats	Percentile	15th	50th	85th	95th
	Speed	30	34	38	40
	Mean Speed (Average)	34.1			
	10 MPH Pace Speed	30-39			
	Number in Pace	1646			
	Percent in Pace	81.2%			
	Number > 45 MPH	18			
	Percent > 45 MPH	0.9%			



Direction: B to A, WB

3/29/2023	> 15 - 20 MPH	> 20 - 25 MPH	> 25 - 30 MPH	> 30 - 35 MPH	> 35 - 40 MPH	> 40 - 45 MPH	> 45 - 50 MPH	> 50 - 55 MPH	> 55 - 60 MPH	> 60 - 65 MPH	> 65 - 70 MPH	> 70 MPH	Total
12:00 AM	0	0	1	0	1	1	0	0	0	0	0	0	3
1:00	0	0	0	0	0	0	1	0	0	0	0	0	1
2:00	0	0	0	0	0	0	0	0	0	0	0	0	0
3:00	0	0	0	0	0	2	0	0	0	0	0	0	2
4:00	0	0	0	0	6	2	0	0	0	0	0	0	8
5:00	0	0	0	0	8	15	1	0	0	0	0	0	24
6:00	0	0	2	11	49	40	9	2	0	0	0	0	113
7:00	0	0	1	12	67	45	9	0	0	0	0	0	134
8:00	0	0	0	14	73	42	9	1	0	0	0	0	139
9:00	0	0	1	10	40	32	7	1	0	0	0	0	91
10:00	0	0	1	5	39	36	5	1	0	0	0	0	87
11:00	0	0	2	12	45	29	6	2	0	0	0	0	96
12:00 PM	0	0	0	12	59	58	13	2	0	0	0	0	144
1:00	0	0	1	7	88	54	15	1	0	0	0	0	166
2:00	0	0	0	12	80	75	9	0	0	0	0	0	176
3:00	0	0	1	21	76	58	7	1	0	0	0	0	164
4:00	1	0	0	14	80	53	13	1	0	0	0	0	162
5:00	0	0	1	11	56	38	5	1	0	0	0	0	112
6:00	0	0	2	11	50	28	4	1	0	0	0	0	96
7:00	0	0	1	15	40	23	4	3	1	0	0	0	87
8:00	0	0	1	7	23	14	3	0	0	0	0	0	48
9:00	0	0	0	1	15	7	4	0	0	0	0	0	27
10:00	0	0	1	2	3	5	0	0	0	0	0	0	11
11:00	0	0	0	1	2	0	0	0	0	0	0	0	3
Total	1	0	16	178	900	657	124	17	1	0	0	0	1894

Percentile	15th	50th	85th	95th
Speed	31	34	38	41
Mean Speed (Average)	34.5			
10 MPH Pace Speed	30-39			
Number in Pace	1547			
Percent in Pace	81.7%			
Number > 45 MPH	18			
Percent > 45 MPH	1.0%			

Grand Total	1	0	16	178	900	657	124	17	1	0	0	0	0	1894
-------------	---	---	----	-----	-----	-----	-----	----	---	---	---	---	---	------

Stats	Percentile	15th	50th	85th	95th
	Speed	31	34	38	41
	Mean Speed (Average)	34.5			
	10 MPH Pace Speed	30-39			
	Number in Pace	1547			
	Percent in Pace	81.7%			
	Number > 45 MPH	18			
	Percent > 45 MPH	1.0%			



Direction: Combined

3/29/2023	> 15 - 20 MPH	> 20 - 25 MPH	> 25 - 30 MPH	> 30 - 35 MPH	> 35 - 40 MPH	> 40 - 45 MPH	> 45 - 50 MPH	> 50 - 55 MPH	> 55 - 60 MPH	> 60 - 65 MPH	> 65 - 70 MPH	> 70 MPH	Total
12:00 AM	0	0	1	0	2	1	0	0	0	0	0	0	4
1:00	0	0	0	0	0	0	1	0	0	0	0	0	1
2:00	0	0	0	0	0	0	0	0	0	0	0	0	0
3:00	0	0	0	1	3	3	0	1	0	0	0	0	8
4:00	0	0	0	1	13	8	0	0	0	0	0	0	22
5:00	0	0	0	3	21	22	2	0	0	0	0	0	48
6:00	0	0	3	24	117	96	16	2	0	0	0	0	258
7:00	0	0	1	44	169	117	14	0	0	0	0	0	345
8:00	0	0	1	42	163	102	15	1	0	0	0	0	324
9:00	0	0	6	31	102	66	11	2	0	0	0	0	218
10:00	0	1	1	19	100	66	8	1	0	0	0	0	196
11:00	0	0	3	29	109	62	9	3	0	0	0	0	215
12:00 PM	0	0	2	24	121	104	20	2	0	0	0	0	273
1:00	0	0	2	18	153	114	22	4	0	0	0	0	313
2:00	0	0	3	32	153	131	14	2	1	0	1	0	337
3:00	0	0	3	42	151	102	14	2	0	0	0	0	314
4:00	1	0	0	31	168	116	17	1	0	0	0	0	334
5:00	0	0	2	19	114	82	12	4	0	0	0	0	233
6:00	0	0	3	21	74	56	12	1	0	0	0	0	167
7:00	0	0	1	27	72	43	6	4	1	0	0	0	154
8:00	0	0	1	10	39	20	8	0	1	0	0	0	79
9:00	0	0	0	4	25	14	7	2	0	0	0	0	52
10:00	0	0	2	3	7	8	0	0	0	0	0	0	20
11:00	0	0	0	3	3	0	0	0	0	0	0	0	6
Total	1	1	35	428	1879	1333	208	32	3	0	1	0	3921

Percentile	15th	50th	85th	95th
Speed	30	34	38	40
Mean Speed (Average)	34.3			
10 MPH Pace Speed	30-39			
Number in Pace	3194			
Percent in Pace	81.5%			
Number > 45 MPH	36			
Percent > 45 MPH	0.9%			

Grand Total	1	1	35	428	1879	1333	208	32	3	0	1	0	0	3921
-------------	---	---	----	-----	------	------	-----	----	---	---	---	---	---	------

Stats	Percentile	15th	50th	85th	95th
	Speed	30	34	38	40
	Mean Speed (Average)	34.3			
	10 MPH Pace Speed	30-39			
	Number in Pace	3194			
	Percent in Pace	81.5%			
	Number > 45 MPH	36			
	Percent > 45 MPH	0.9%			

